



2023

REFEREE HANDBOOK



Contents

Introduction and Notes:	4
Lacrosse Canada NOCP Fair Play Codes For Officials:	6
COMPLETE KIT BAG	7
2023 Floor Coverage and Positioning Diagram	8
Joint Officials Coaches Abuse Panel:	9
2023 BCLA Minor Lacrosse Variations and Options (U7, U9, U11)12	
U7 (All Zones):	12
U9:	13
U11 Co-ed:	14
BC Female Lacrosse Timing and Procedural Options	14
U11 Female:	14
U13 Female:	14
U15 Female:	15
U17 Female:	15
Junior Female:	15
Pre-Game Duties	16
General Health Precautions:	16
Post-Game Duties	17
Post-Game Duties Cont'd	18
RAMP GAMESHEET APP Instructions for Officials:	18
To Enter Officials	20
Game Notes in RAMP:	20
Sample Scoresheet Instructions:	22
Sample Scoresheet Instructions:	23

Sample Scoresheet Instructions:..... 24

Penalty Option Chart: 25

Penalty Classes Cart:..... 27

Official’s Game Report 28

Online officials game report form:..... 28

What incidents/infractions must be reported? 29

Sample Game Report: 30

Blank Report Form 32

Arbiter Referee Game Assigning System..... 33

Receiving Game Assignments:..... 34

The Canadian Anti-Doping Program 36

**BC Minor Provincial and Lacrosse Canada National Championships
..... 38**

**Referee Selection Criteria for Provincial and National
Championships 39**

Introduction and Notes:

This booklet is published by the BC Lacrosse Officials Technical Support Group (BCLOG) and includes all the documents specific to the BCLA for use by box lacrosse referees as a reference guide for the 2023 season. It has been updated to include the most current information available for the coming season as of the publication date indicated below:

This document was last revised Feb. 12, 2023.

At the 2022 BC Lacrosse Association AGM, new division names were assigned. For those returning officials, we're noting here new names for age groups:

<u>Old Term</u>	<u>New Term</u>
Mini-Tyke	U7
Tyke	U9
Novice	U11
Pee Wee	U13
Bantam	U15
Midget	U17

If you have any questions or would like more information, the following websites should be able to direct you to the answer or to someone who can help with an answer. It is also recommended you contact your local head referee and or local BCLOG Zone coordinator, their contact information can be found by calling the BCLA at 604 421 9755 or by sending an email to the BCLA from the following link:

BC Lacrosse Association: www.bclacrosse.com

Lacrosse Canada is the national governing body for Canadian lacrosse, for more information see this link:

www.lacrosse.ca

Notes: *(Write in your own information here:)*

Local Head Referee:

Name:	
Phone Number:	
e-mail:	

Local Referee Assignor:

Name:	
Phone Number:	
e-mail:	

Local BCLOG Zone Representative:

Name:	
Phone Number:	
e-mail:	

BCLOTSG Vice-Chair, Minor: Dallas Lister

(250) 580-2378

vcminordallas@gmail.com

BCLOTSG Chair:

Andy Watson

(778) 679-5667

andywatsonbcloa@gmail.com



Lacrosse Canada NOCP Fair Play Codes For Officials:

Becoming a competent official takes a great deal of time and effort. Once you have committed to become a Lacrosse official, you need to make a commitment to yourself, your peers, the participants of the game, and the game itself.

Please read the following Fair Play Codes and fill out the contract that follows:

1. I will make sure that every athlete has a reasonable opportunity to perform to the best of his or her ability, within the limits of the rules.
2. I will avoid or put an end to any situation that threatens the safety of the athletes.
3. I will maintain a healthy atmosphere and environment for competition.
4. I will not permit the intimidation of any athlete either by word or action. I will not tolerate unacceptable conduct toward myself, other officials, athletes, or spectators.
5. I will be consistent and objective in calling all infractions, regardless of my personal feelings toward a team or individual athlete.
6. I will handle all conflicts firmly but with dignity.
7. I will accept my role as a teacher and role model for fair play, especially for young participants.
8. I will be open to discussion and contact with the athletes before and after the game.
9. I will remain open to constructive criticism and show respect and consideration for different points of view.
10. I will obtain proper training and continue to upgrade my officiating skills.

I, _____, hereby agree to abide by the Official's Fair Play Code. I understand that my development will progress at an accelerated rate if I adhere to this code.

Date: _____ Signature: _____

Following the Fair Play Code will definitely benefit your development as an official. However, there will be times when you will experience criticism from players, coaches, and fans. By following the commitment you have made, experienced officials know it will lessen the intensity of the criticism towards them.

COMPLETE KIT BAG

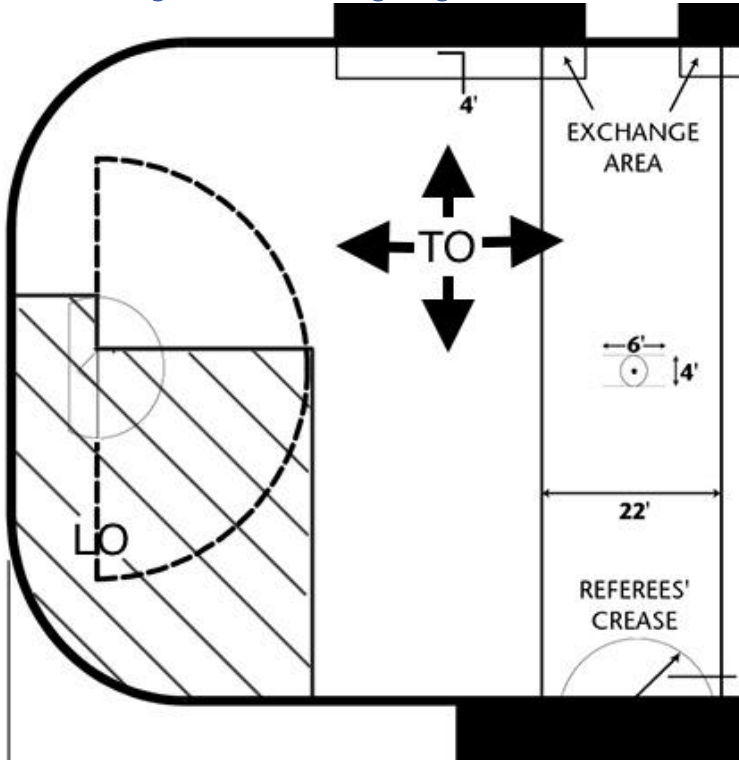
THE EQUIPMENT BAG OF AN OFFICIAL SHALL CONTAIN:

- Black CSA Approved Helmet
- Black Pants with Pockets
- BCLA Referee Jersey (Black Undershirt Optional)
- Black Socks
- Black Running Shoes (*optional for minor but recommended*)
- Minimum 2 Whistles (Plastic Fox-40 Pealess)
 - (Optional Fox 40 Electronic Whistle)
- Pocket Scorecard / Notepad
- Pen or Pencil
- Game/Incident Reports (*Included in this Document*)
- Measuring Tape
- Contact List
- LC Rule Book: (see link below)



- This Handbook and Lacrosse Canada NOCP Clinic Documents
- Pocket Knife and/or Scissors
- String for Repairing Net (Spare Shoelaces / Skate Laces)
- Personal Water Bottle
- Personal Hygiene Items (Soap, Towel, Shampoo, Etc....)
- Lock

2023 Floor Coverage and Positioning Diagram



LO = Lead Official

- Covers Front of Net and Crease
- Watches Goal Line on Goals
- Watches Behind Net and in Their Corner
- Covers Ball Carrier when inside Shaded Area

TO = Trail Official

- Covers Ball Carrier (Outside Shaded Area)
- Covers Top Corners
- Covers Bottom Corner on Their Side
- Watches for Late Hits
- Watches for Goal Scorer and Assists

Both should work together as a team to cover the floor, when your partner has the ball, shift your focus to the off-ball play.

Joint Officials Coaches Abuse Panel:

This panel was created to put an end to the verbal abuse that coaches, players, parents and fans inflict on the officials in our game. This panel had equal representation from the BC Lacrosse Officials Technical Support Group and from the BC Lacrosse Coaches Technical Support Group.

At BCLOG Officials Clinics since 2018, and to help curtail abuse of officials, referees have been instructed to call unsportsmanlike and abuse of officials early and often. Referees should remain positive and open to **polite communication** where possible and when doing so **does not impede or slow down the progress of the game**. If communication from the teams (coaches or players) ceases to be polite, steps must be taken as outlined below.

The Head Coach of each team is **totally responsible** for their bench (players, door personnel, assistant coaches and trainers present in and around the team's bench). This Head Coach must also take the time to talk to the parents/fans before the very first game of the season about respect for the game. If any parent or fan is abusive to any official, they will be asked to immediately leave the arena. The game will be suspended until the abusive individual(s) leave the arena.

Door Personnel (U11 and below)

Their job is to open and close the door. That is it. They count their players onto and off the floor and they may cheer on their players. The door personnel may never say a negative comment to the referee.

Consequence for door personnel who express unsportsmanlike behaviour:

- 2-minute Unsportsmanlike Bench Minor + Game Misconduct + Game Report. Any player except a designated goalkeeper shall serve the penalty (Reference Rule 28)

Door Personnel (U13 and above)

At this level, **all door personnel are all trained or certified coaches**. Their job, however, is still only to open and close the door. They count their players onto and off the floor and they may cheer on their players. The door personnel may never say a negative comment to the referee.

Consequence for door personnel who express unsportsmanlike behaviour::

- 2-minute Unsportsmanlike Bench Minor. Any player except a designated goalkeeper shall serve the penalty. (Reference Rule 28)
- For a second unsportsmanlike offence by that same non-playing personnel member, assess a game misconduct on the second offence and write a game report.

All Levels:

A bench penalty will also be called if a trainer, door personnel or any coach, while attending an injured player on the floor, makes a negative comment or attempts to intimidate the official.

Consequence for any non-playing personnel making a negative comment or intimidating official:

- 2-minute Unsportsmanlike Bench Minor + Game Misconduct + Game Report. Any player except a designated goalkeeper shall serve the penalty.

Communication with Coaches

In U13 and below, the coach may talk directly to the official about an interpretation of rule without going through the captains (who are deemed to be too young to communicate with the officials). Of course, this is only in effect as long as the coach is polite and not aggressive in behaviour. As with any communication, please communicate with both benches and not just one team.

In U15 and above, referees have been instructed to use open communication with the coaches as long as it is polite and quick dialogue. This is not intended for repeated questioning of calls and must not unnecessarily slow down the game.

As the Head Coach is responsible for the bench, they must make sure of the following.

1. Must not enter in argument with the officials.
2. Must not say any negative comments to anyone in the game.
3. Must not attempt to influence any calls (running commentary) or any decision of an official.
4. Must not intimidate any official (e.g. aggressive behaviour).

Coaches may use the following methods to communicate regarding the officials in their game:

- Speak to their association head referee and or president
- Ask their minor association president to write a letter on their behalf to the Chair or VC Minor of the Officials Technical Support Group
- Fill out the online Coaches evaluation form found on the BCLA website at

www.bclacrosse.com

→Home →Forms →Coaches or follow this link:

<http://bclaregistration.com/forms/coachesofficialsevaluationminorbox/index.cfm>

In cases where the coach has a complaint against the performance of the official, no good can come from that coach talking to that referee. Coaches are encouraged to make use of one of the above methods.

In all cases, only the local head referee, BCLOTSG zone co-ordinators, and or others specifically authorized by the BC Lacrosse Officials Technical Support Group to assess and interact with officials shall be permitted to talk to any referee about their performance.

Head coaches are encouraged to speak to everyone associated with their teams about abuse. This abuse must stop now. All games are going to heavily monitored.

Let's all work together so everyone can enjoy the games.

Respect in sport is an essential part of our game and requires effort on the part of all participants, Coaches, Players, Parents, Fans, and Officials.

Sincerely,

Joint Officials Coaches Abuse Panel (JOCAP) Representatives

2023 BCLA Minor Lacrosse Variations and Options (U7, U9, U11)

As directed by the BCLA Minor Directorate for 2023, there is one rule set for each division province wide. If a club decides to adopt a different option from that of the BCLA, it must be an option from the Lacrosse Canada Rule Book and is only permitted for local in-house play (they cannot play any other clubs), this includes exhibition games against other clubs.

***Rule sets for all minor divisions are set in place by the Minor Directorate, in consultation with zone commissions.**

U7 (All Zones):

For league play and or games involving different associations, all U7 Play must be 3 on 3 cross-floor

Game - Option X

- Play 3 on 3 with soft balls
- No goalkeeper
- 3 periods, 15 minutes in length each (run time), with 3-minute intermissions
- Start each period with a face off
- 3x3 nets
- 2 games played simultaneously in half court (if numbers allow)
- Defensive player may occupy a space to prevent an offensive player from entering
- Defensive player may place their stick on an opponent
- No pushing or checking motion, no bodychecking
- Fall-Back Rule in effect
 - The fall-back rule applies when possession is gained by the goalkeeper
 - All defensive players must enter the neutral zone
 - Once all defensive players are in neutral zone, they are free to go wherever they want

- The goalkeeper must pass the ball to one of the offensive players who must then pass the ball to one teammate outside the dotted line

U9:

For league play and or games involving different associations, all U9 Play must be 3 on 3 cross-floor – **some associations on the Lower Mainland will allow in-house 5 on 5 games but only within the association and not between associations.**

Game - Option X

- Play 3 on 3 with hard balls
- Goalkeeper
- 3 periods, 15 minutes in length each (run time), with 3-minute intermissions
- Start each period with a face off
- 3x3 nets
- 2 games played simultaneously in half court (if numbers allow)
- Defensive players may place their stick on the ball-carrier and push them away.
- Any offensive player (including the ball-carrier) who deliberately charged directly at a defensive player may be assessed a charging penalty.
- No pushing or checking motion, no bodychecking
- A defensive player may check an offensive player by placing their stick head on an opposing player's stick head.
- Fall-Back Rule in effect
 - The fall-back rule applies when possession is gained by the goalkeeper
 - All defensive players must enter the neutral zone
 - Once all defensive players are in neutral zone, they are free to go wherever they want

- The goalkeeper must pass the ball to one of the offensive players who must then pass the ball to one teammate outside the dotted line

U11 Co-ed:

- Play 5 on 5
- 3 periods, 20 minutes in length each (run time), with 3-minute intermissions
- Regular minor nets
- No contact off ball.
- No fall-back rule

BC Female Lacrosse Timing and Procedural Options

U11 Female:

Game - Option X

- Play 5 on 5
- 3 periods, 20 minutes in length each (run time), with 3-minute intermissions
- Regular minor nets
- Contact is equal pressure – on ball-carrier
- No body checking
- Contact with non-ball carrier may only be in the 24' and may only be equal pressure

U13 Female:

Game - Option X

- Play 5 on 5
- 3 periods, 20 minutes in length each (run time), with 3-minute intermissions
- Regular minor nets

- Contact is equal pressure – on ball-carrier
- No body checking
- Contact with non-ball carrier may only be in the 24' and may only be equal pressure
- Defensive player may check an offensive player with stick-on-stick contact

U15 Female:

Game - Option A

- All play is the same as Co-Ed U15 with the exception of contact
- NOTE: As in male or co-ed lacrosse, contact is place and push (legal contact)

U17 Female:

No modifications – same contact rules as Co-ed

Junior Female:

No modifications – same contact rules as Co-ed

***If an association intends to play “In-House” games for their U9 teams under 5 on 5 rules, it is imperative that BCLOTSG head referees instruct our officials as to what rule sets will be used in that association and follow up with their referees to ensure they are comfortable with (and understand) the rules.**

It is also important for head referees to communicate within their local association, president, head coach, and referee assignor etc... to ensure everyone is clear on the rule sets to be used BEFORE the season commences.

Pre-Game Duties

1. When you receive your game assignment find out: ---
(location/time/partner)
2. Arrive at the arena ½ hour before game
3. Greet partner, discuss the upcoming game – rule interpretation, team history, on floor communication
4. Proceed to floor together
5. Check condition of arena
6. Check that adequate minor officials (score/time keeper, 30 sec clock) are present and know duties.
7. Check that signaling and timing devices are working properly
8. Check the game sheet to ensure that:
 - Only players dressed and on bench are listed.
 - Maximum (18 & 2) and minimum (5 & 1) number of players are adhered to
 - All non-playing bench personnel are listed on game sheet (max of 6)
 - Game sheet has been verified
 - Captains and Alternate Captains (2) are listed
 - Goalkeepers and alternate goalies are listed and present
9. Prior to game invite the head coaches of both teams to the floor near their benches, together with your partner, and introduce yourselves then ask/state:

***“Coach, are all of your players legally equipped to play the game?”
“Let’s have a safe, sportsmanlike and respectful game.”***

- The above question constitutes the team “warning”. The onus is on the coach to make sure all players’ equipment conforms to the specifications in the rules.
- All officials should avoid confrontational speech and try to strike a positive tone in all communication where possible.

General Health Precautions:

FOR ALL OFFICIALS

- If at anytime, prior to an assigned game you are feeling sick, please contact your association immediately and withdraw from your assignments until such time as it is prudent for you to return.
- Like any job, please **DO NOT ATTEMPT TO REFEREE WHILE YOU ARE SICK!**

Post-Game Duties

Paper Scoresheets:

1. When the scorekeeper brings the sheet, check that it is completely filled in including the proper goal totals and the goal and penalty summary sections
2. Sign the sheet, return it to the scorekeeper for distribution
3. If a game report is required, check the appropriate box and ensure that you have a record of all the necessary information.
 - (Take a photo of the completed scoresheet for this purpose)
4. Leave the floor with your partner
5. Write all reports with your partner while the incident is still fresh in your mind
6. Submit reports within 24 hours
7. **(SEE Below for links and details on submitting Game Reports).**

QR for the BOX Lacrosse Online-Game Report link:



If the above link does not work, please go to:

<https://www.bclacrosse.com/officials.php>

And follow the link to reports from there.

Post-Game Duties Cont'd

Online (Ramp) Scoresheet: (Lower Mainland Zones)

1. When the scorekeeper presents the sheet on a device, or if using the ramp app on your own device:
 - **Ensure all penalties are correctly recorded.**
 - **Check that penalties are accurately recorded during intermissions also.**
2. Ensure that you have a record of all the necessary information (if a report is required)
 - (Take a photo, or screenshot and or make notes of the completed scoresheet for this purpose)
 - If a report is required, ensure the appropriate box is checked in the app.
3. Leave the floor with your partner
4. Write all reports with your partner while the incident is still fresh in your mind
5. Submit reports within 24 hours using the online report form located at this links outlined below in the game report section of this booklet:

RAMP GAMESHEET APP Instructions for Officials:

Overview of Process:

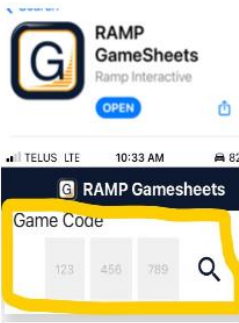
- Pre Game: Managers input Players and Staff (Coaches) and verify rosters.
- Pre Game: Home Team Manager gets App Codes from Commission website (Manager has login)
- At the game: Home Team Manager gives GameSheet and Official Code to Score-Bench and Officials.
- Score-Bench Logs into the RAMP Gamesheet APP and inputs Game Officials: Scorekeeper, Time Keeper, Shot Clock, Crew Chief, Referee, MENTOR (Assistant) Referee.
- Officials Log in on the RAMP Gamesheet APP and enter themselves and/or relevant Game Notes, e.g. (Unusual delays, Times outs, Ejected Fans, Arena Hazards, etc....)
- Score Bench enters goals & penalties during the game on the APP.

- End of Game: Officials MUST review the game-sheet and sign off at end of game
- **ENSURE ALL PENALTIES ARE RECORDED ACCURATELY AND CORRECTLY, CORRECT NOW IF NECESSARY, BEFORE SIGNING OFF AS COMPLETE**
- Option A: Receive Game specific Official code from the Score-Bench and enter on own device.
- Option B: If no phone, Score-Bench can log in as Officials and Official signs on Score-Bench device

NOTE:

Each Game has a UNIQUE set of 4 CODES

Codes auto vanish from the APP after 7 days




GameSheet APP

Log in (different from any other RAMP login you may have)

Enter Official Code

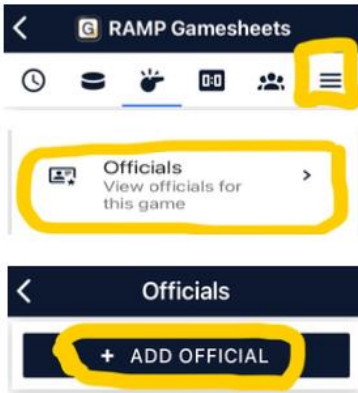
Click Magnifying Glass



From list of Games: Select Current Game and User type: Official

To Enter Officials

Best done by Official on their own device; if need- ed, ScoreBench can log in as Official and enter on GameSheet device.



1. Select “**3 lines**” icon
2. From list Select “Officials”
3. Click + **ADD OFFICIAL**
4. New screen opens

Enter: Official Name

Enter: Official Role (ie Crew Chief, Referee, Shot Clock, Mentor (Assistant) Referee)

Click **SAVE**

Game Notes in RAMP:

To enter game notes for the game, such as:

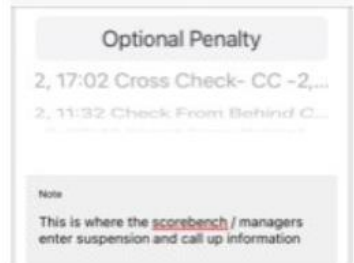
- Team Time Outs
 - Safety Issue with Arena
 - Game canceled for any reason
 - Emergency substitute official
 - Official is a direct relative of a member of the team (sibling, parent, son daughter etc...)
1. Log into APP and Input Official Code
 2. Select “**3 lines**” icon
 3. From list Select “**Game Writeups**”
 - New screen opens
 4. Select “Note”



5. Select “Optional Penalty”
6. Enter information in Notes Box:
 - Eg. re Sibling of Player:

“Referee Nic is Sibling to Surrey #52. Coaches have been informed” and have agreed to referee conflict or “Game Report Coming”

7. Click **SAVE**



At End of Game:

Review all Goals / Penalties Entered (Use icons to navigate)

Officials Review GameSheet - Can do on Score-Bench device or receive Official Code and log in on own device.

Officials Sign (Best if they each log in using Official Code on own device)

Ensure Toggle “Mark Game as Completed” to Green (on main page of GameSheet)



Game Reports are NOT done on the Gamesheet APP.

You **must** use the regular online Game Report that can be found on the BCLA website. (see below)

However, you must still indicate in the app that a game report will be submitted.

Under “Game WriteUps”, select “Incident report” and then type in “game report coming”

Use icons on the APP to obtain the information you require for your report.

Sample Scoresheet Instructions:

(Pre-Game Review of Game Sheet)

Today's Date

Home Team Name

DATE: / / PLAYED AT: Regular Exhibition Tournament Playoff

british columbia lacrosse association MIN

WHITE and CANARY - COMMISSIONER'S COPIES
 PINK - WINNING TEAM - SCHEDULED - LOSS TO VISITOR
 WHITE COPY of Game Sheet to be submitted to your
 Commissioner within 48 hours of the game.

DIVISION: MIDGET BANTAM PEE-WEE NOVICE FEMALE LEVEL: A1 A2 B C ALTV INT HOUSE DIV. 1 2 3 4

SCOREKEEPER: TIMEKEEPER: VISITORS: (PLEASE PRINT)

GAME SUMMARY: TEAMS GOALS ASSISTS STOPS PENALTY MINUTES

REFEREE: REFEREE: (PLEASE PRINT) OFFICIALS: INITIALS

GAME REPORT YES NO

GAME NOTES

COACH: ASSIST COACH: DOOR #1: DOOR #2: TRAINER:

Verified by: HOME TEAM PENALTIES (Separate)

STOPS: 1 2 3

ABBREVIATIONS: BS Backcheck HS High Stick SC Stick Check TR Trapping RBH Rebounding CHG Charging RCH Rechecking USC Unsport. Conduct SP Spotting HLD Holding BM Bench Minor INT Interference FLY Flailing MSK Masking BE Ben Eadling ME Misconduct MATCH Match Priority GAME Game Misconduct GROSS Gross Misconduct

VISITORS TE: PER. NO. OFF. MIN. OFF. ON

Age Group

Playing Level

Referee print name PRIOR to game

Arena

MAXIMUM = 18 PLAYERS and 2 GOALIES, MINIMUM = 5 PLAYERS and 1 GOALIE

1 CAPTAIN and 2 ASSISTANTS

6 TOTAL

Events that happen during game

Players FULL names, first and last. Players in numerical order (Preferred).

Record Goalies, Captains, Assistants

Coaches and Bench personnel

Verified by a Coach's signature

Coach's NCCP #

DATE: / / PLAYED AT: Regular Exhibition Tournament Playoff

british columbia lacrosse association MIN

WHITE and CANARY - COMMISSIONER'S COPIES
 PINK - WINNING TEAM - SCHEDULED - LOSS TO VISITOR
 WHITE COPY of Game Sheet to be submitted to your
 Commissioner within 48 hours of the game.

DIVISION: MIDGET BANTAM PEE-WEE NOVICE FEMALE LEVEL: A1 A2 B C ALTV INT HOUSE DIV. 1 2 3 4

SCOREKEEPER: TIMEKEEPER: VISITORS: (PLEASE PRINT)

GAME SUMMARY: TEAMS GOALS ASSISTS STOPS PENALTY MINUTES

REFEREE: REFEREE: (PLEASE PRINT) OFFICIALS: INITIALS

GAME REPORT YES NO

GAME NOTES

COACH: ASSIST COACH: DOOR #1: DOOR #2: TRAINER:

Verified by: HOME TEAM PENALTIES (Separate)

STOPS: 1 2 3

ABBREVIATIONS: BS Backcheck HS High Stick SC Stick Check TR Trapping RBH Rebounding CHG Charging RCH Rechecking USC Unsport. Conduct SP Spotting HLD Holding BM Bench Minor INT Interference FLY Flailing MSK Masking BE Ben Eadling ME Misconduct MATCH Match Priority GAME Game Misconduct GROSS Gross Misconduct

VISITORS TE: PER. NO. OFF. MIN. OFF. ON

Sample Scoresheet Instructions:

(Penalties/Goals)

PENALTIES

Matches on first line
Reason for match on second line
List Game Misconducts on lines below all Majors

Period

Player Number

Length of penalty

List of Infractions

Offence

Time player returns to floor

Double minors listed As separate penalties

Time off floor

GOALS

Period goal scored

Time of Goal

Who Scored

Who Assisted

DATE / DAY / MO / YR / PLAYED AT Regular Exhibition Tournament Playoff

british columbia lacrosse association MIN

WHITE and CANADY - COMMISSIONER'S COPIES
PINK - WINNING TEAM GOLDENHOOD - LOSING TEAM
Whole Copy of game sheet to be accompanied by any
Game Reports and to be distributed by the League
Commissioner within 48 hours of the game.

DIVISION		LEVEL		
MIDGET	BANTAM	PEE-WEE	A1	A2
NOVICE	TYKE	MINI-TYKE	ADV.	INT. HOUSE
FEMALE		DIV. 1 2 3 4		

SCOREKEEPER (PLEASE PRINT)

TIMEKEEPER

SECOND CLOCK

GAME SUMMARY				
TEAMS	GOALS	ASSISTS	STOPS	PENALTY MINUTES
HOME				
VISITORS				

REFEREE: (PLEASE PRINT) OFFICIALS INITIALS

REFEREE:

REFEREE:

GAME REPORT YES NO

GAME NOTES

COACH: (PLEASE PRINT) RECIP #

ASS'T COACH

DOOR #1

DOOR #2

TRAINER

Verified by: (Signature)

HOME TEAM PENALTIES					GUEST TEAM PENALTIES						
PER	NO	OFFENCE	MIN	OFF	ON	PER	NO	OFFENCE	MIN	OFF	ON
1	14	CHG	2	11:45	9:45						
2	25	BC	5	6:28	1:28						
2	25	GAME	10	6:25							
3	13	MATCH	5	12:34	7:34						
		SLASH									

ABBRUATIONS

- BS Backcheck
- HS High Stick
- SL Slap
- CC Cross Check
- TR Tripping
- BRD Boarding
- CHG Charging
- BGH Barging
- ENC Unprovoked Contact
- SP Sparring
- HLD Holding
- BM Bench Minor
- INT Intimidation
- FGT Fighting
- MSK Masking
- BE Bench Ejection
- ME Match Penalty
- GM Game Misconduct
- GROSS Gross Misconduct

VISITORS TEAM

PER NO OFF

DATE / DAY / MO / YR / PLAYED AT Regular Exhibition Tournament Playoff

british columbia lacrosse association MIN

WHITE and CANADY - COMMISSIONER'S COPIES
PINK - WINNING TEAM GOLDENHOOD - LOSING TEAM
Whole Copy of game sheet to be accompanied by any
Game Reports and to be distributed by the League
Commissioner within 48 hours of the game.

DIVISION		LEVEL		
MIDGET	BANTAM	PEE-WEE	A1	A2
NOVICE	TYKE	MINI-TYKE	ADV.	INT. HOUSE
FEMALE		DIV. 1 2 3 4		

SCOREKEEPER (PLEASE PRINT)

TIMEKEEPER

SECOND CLOCK

GAME SUMMARY				
TEAMS	GOALS	ASSISTS	STOPS	PENALTY MINUTES
HOME				
VISITORS				

REFEREE: (PLEASE PRINT) OFFICIALS INITIALS

REFEREE:

REFEREE:

GAME REPORT YES NO

GAME NOTES

COACH: (PLEASE PRINT) RECIP #

ASS'T COACH

DOOR #1

DOOR #2

TRAINER

Verified by: (Signature)

HOME TEAM PENALTIES					GUEST TEAM PENALTIES						
PER	NO	OFFENCE	MIN	OFF	ON	PER	NO	OFFENCE	MIN	OFF	ON
1											
1											
2											

ABBRUATIONS

- BS Backcheck
- HS High Stick
- SL Slap
- CC Cross Check
- TR Tripping
- BRD Boarding
- CHG Charging
- BGH Barging
- ENC Unprovoked Contact
- SP Sparring
- HLD Holding
- BM Bench Minor
- INT Intimidation
- FGT Fighting
- MSK Masking
- BE Bench Ejection
- ME Match Penalty
- GM Game Misconduct
- GROSS Gross Misconduct

VISITORS TEAM

PER NO OFF

Sample Scoresheet Instructions: (Completing the Game Sheet)

DATE / DAY / MO. / YR. PLAYED AT Regular Exhibition Tournament Playoff

COMPLETING GAME SHEET

HOME		SCORING				
Jersey No.	Player's Name	#	Period	Time	Goal	Assists
G. 1	Brick Wall	1	1	2:48	14	1/08
2	Quick S tick	2	1	9:18	4	3/06
C. 3	S. Shot	3	2	4:33	9	----
4	H. Stick	4				
5		5				
A. 6		6				
7		7				
8		8				
9		9				
10		10				
11		11				
12		12				
13		13				
14		14				
15		15				
16		16				
17		17				
18		18				
19		19				
20	Joe Blow	20				
21		21				
22		22				

MIDGET		BANTAM		PEE-WEE		A1		A2		B		C	
NOVICE		TYKE		MINI-TYKE		ADV.		INT.		HOUSE			
FEMALE						DIV.		1		2		3 4	

SCOREKEEPER (PLEASE PRINT)			
TIMEKEEPER			
30 SECOND CLOCK			

GAME SUMMARY				
TEAMS	GOALS	ASSISTS	STOPS	PENALTY MINUTES
HOME	3	4	38	17
VISITORS	4	7	24	6

REFEREE (PLEASE PRINT)		INITIALS	
REFEREE			

GAME REPORT		YES <input type="checkbox"/>	NO <input type="checkbox"/>
-------------	--	------------------------------	-----------------------------

Is there a game report

COACH (PLEASE PRINT)		NCCP #	
ASST. COACH			
DOOR #1			
DOOR #2			
TRAINER			

Verified by: _____ (Signature)		STOPS		
		1	2	3
PER. NO.	OFFENCE	MIN.	OFF.	ON.
1	14 CHG	2	11:45	9:45
2	25 BC	5	6:28	1:28
2	25 GAME	10	6:25	

HOME TEAM PENALTIES		STOPS		
PER. NO.	OFFENCE	MIN.	OFF.	ON.
1	14 CHG	2	11:45	9:45
2	25 BC	5	6:28	1:28
2	25 GAME	10	6:25	

ABBREVIATIONS	
BS	Backcheck
HS	High Stick
SL	Stick
CC	Cross Check
TK	Trapping
BRD	Boarding
CRG	Charging
RGH	Roughing
UNC	Unsport. Conduct
SP	Spearing
HLD	Holding
BM	Brutal Minor
INT	Interference
FGT	Fighting
MSK	Masking
BE	Ben Eading
MES	Minor
MATCH	Match Penalty
GAME	Game Misconduct
GROSS	Gross Misconduct

VISITORS TEAM	
PER. NO.	OFF.

Game Summary

Referees Initial After game

Penalty Option Chart:

Lacrosse Canada Penalty Option Chart for Box Lacrosse								
Rule #	Rule	Minor	Major	10 min	Gm. Mis.	Match	P. Shot	A. Goal
6	The Lacrosse Stick	yes						
11	Headwear	yes			yes			
12	Goalkeeper's Equipment	yes	yes		yes			
13	Player's Equipment	yes		yes	yes			
14	The Teams	yes						
15	Captain of the Team			yes				
17	Non-Playing Personnel	yes			yes			
28	Abuse of Officials	yes		yes	yes	yes		
30	Reckless and Endangering Play					yes		
33	Boarding		yes			yes		
34	Broken Stick/Without Stick	yes		yes				
35	Butt-Ending		yes		*yes	yes		
36	Change of Players/Too Many Men	yes					yes	yes
37	Charging	yes	yes			yes		
38	Checking from Behind	yes x2	yes		yes	yes		
39	Crease Play (play restarts in crease)	yes	yes					
40	Cross-Checking	yes	yes					
41	Delaying the Game	yes		yes			yes	
42	Elbowing		yes					
44	Falling on the Ball	yes					yes	
45	Fighting		yes		yes			
46	Free Hand	yes						
49	Handling the Ball with Hands	yes					yes	yes
50	High Sticking	yes	yes		yes	yes		
51	Holding	yes						
52	Hooking	yes	yes					
55	Interference	yes						yes
57	Kicking a Player		yes		*yes	yes		
59	Kneeing	yes	yes					
60	Leaving the Player's/Penalty Bench	yes			yes		yes	yes

62	Abuse of Officials					yes		
63	Refusing to Start Play	yes						
64	Slashing	yes	yes			yes		
65	Spearing		yes		yes	yes		
67	Third Man in Altercation				yes			
69	Throwing Stick	yes	yes	yes			yes	yes
71	Tripping	yes					yes	yes
72	Unnecessary Roughness	yes	yes					
73	Wrap Around	yes						
87	Taunting	yes						
88	Face masking	yes	yes			yes		

*Special situations note in minor lacrosse only.

Review. Checking and Interference outside the 24' dotted line. Review Cross-Checking in Rule Book

Stick measurements: 40"-46" for the length (U13(Pee wee) and lower = 34") 4 ½"-8" inside measurement.

Review Restarting of play after penalties have been assessed. No gain in territory advantage.

Rule 39 Crease Play restarts in the crease, player may cut through crease to catch player outside 24' line.

Referees are in full control of all off floor Officials and their control extends into the stands.

Penalty Classes

Class	Player sits	Time entered On score sheet	Served by	Expire-goal	Notes
1 Minor	2 mins	2 mins	Offender	Yes	Goalie penalties served by player on floor.
2 Bench Minor	2 mins	2 mins	Offender * If identified	Yes	
3 Major	5 mins	5 mins	Offender or Substitute	2 pp goals	Offender must serve full time
4 Misc	10 mins	10 mins	Offender	No	Goalie as above
5 Game Ejection	Rest of Game	Nil	N/A	No	5 penalties total (any comb. except Bench)
6 Game Misc	Rest of Game	10 mins	No one	No	Report in game notes
7 Gross Misc	Rest of Game	10 mins + 2 min USC	Substitute for USC	Minor yes	Submit game report See Minor Penalties
8 Match	Rest of Game	5 mins	Any Player	2 pp goals	Substitute serves time Game report
9 Penalty Shot	N/A	Nil, record pen shot	N/A	No	Fouled takes shot/ or any player on floor

Penalty Classes Cart:

Official's Game Report

1. Must be submitted to Commissioner within 24 hours along with game sheet (if submitting a picture of a paper scoresheet) via internet
2. Give Commissioner full details of incident, be sure to remove any emotion and state the facts.
3. Must state the 4 W's: Who, When, Where, and What. Be detailed but brief.
4. Always reference the Rule that was applied as well.
E.g., "Player was assessed a Match penalty under Rule #38(b) Checking from Behind."
5. Must state exactly what was said (F*** you ref) or happened.
 - **Take a photo of the top page of score sheet to assist in writing**
 - **If using RAMP APP take notes or screenshots of the details needed.**

Online officials game report form:

The online form can be found here:



or

(www.bclacrosse.com) -> Officials

What incidents/infractions must be reported?

The following is a list of the incidents requiring a report:

1. CLA Rule 23(L)
 - This rule specifies all the situations that require a report directly under specific Lax Can rules.
2. Additionally, in minor games the BCLA Minor Directorate requires a report for the following:
3. Attempted or Actual contact in:
 - Butt-Ending (Rule 35)
 - Spearing (Rule 65)
 - Kicking (Rule 57)
4. Abuse or Assault of an Official (Rule 28)
5. Face Masking (Rule 72 and 88)
6. Fighting (Rule 45)
7. Third Person in Altercation (Rule 67)
8. Any situation where a game participant is suspected to be under influence of alcohol or drugs

Many infractions DO NOT require a report.

- E.g., A major and game misconduct for checking from behind **DOES NOT** require a report.
- Consult the list above and Rule 23(L) for a complete list of reportable infractions/situations.
- **WHEN IN DOUBT, ASK YOUR HEAD REFEREE OR CONTACT YOUR LOCAL ZONE COORDINATOR FOR HELP!.**

See sample report below:

Sample Game Report:



2020 Minor Box Lacrosse On-Line Official Game Report

**We log any activity on this page. Your computer's IP
address: 123.333.222.111**

This process is for Officials only.

***= Required Fields**

League or Commission:

Minor – Thompson-Okanogan Minor Lacrosse Commission (Zone 2) *

Division:

PeeWee A2 *

GAME OFFICIALS

Official Calling The Penalty:

Name: Joe Blow Second Official: Jane Dough

Phone: 250-555-1234 Phone: 250-555-6789

Email: joe@blow.com Email: jdough@jane.com

Game Officiated:

Date of Game: 05/05/2022 dd/mm/yyyy

Game Level and #: PWA2-005. Example: MDBS-002

Venue of Game: Oliver Arena

Game Start Time: 7:30PM

Teams:

Home Team: Oliver Visitor Team: Osoyoos

Home Coach: Vince L Visiting Coach: Bill W

Game Type: (Check One*)

League. Playoff. Exhibition. Championship. Tournament

Penalty Type:

Match Penalty

Penalty Assessed:

Boarding

Team penalized:

Osoyoos 49ers

Player/Coach penalized:

(First Name):

(Last Name):

Jersey Number: (if player)

Period of Penalty

Time of Penalty

Describe circumstances in detail:

At 16:50 of the 2nd period, Osoyoos number 28(Donald Newman) and Oliver number 14 (T. Boyd) were racing for a loose ball into the corner in the Oliver end of the floor. Oliver player number 14 was first to the ball and had possession when Osoyoos number 28 was still at least 10 feet away. Number 28 then hit number 14 from behind knocking him head first into the boards, while he was approximately 6 feet from the boards.

Despite loud and vocal warnings from myself prior to the hit, and with ample time to make a decision, number 28 recklessly hit number 14 from behind. Number 14 was seriously injured on the play and the game was delayed while an ambulance was called.

Number 28 was assessed a Match penalty for Boarding under Rule 33(b) and under Rule 30.

After you press the submit button this report will be emailed to the members of the Commission selected above. A copy will also be sent to your email address.

Instructions for use in Minor Lacrosse:

This infraction must be immediately telephoned to the Minor Association Head Referee. It is the duty of the Head Referee to notify the League Commissioner within 24 hours of the game.

Infractions of a serious nature, including all incidents of Abuse of Officials or GROSS Misconduct must be reported to the BCLOA Vice-Chair Minor/Senior.

This report contains confidential information. Copies shall only be distributed to authorized persons

Blank Report Form



2011 - Minor Box Lacrosse On-Line Official Game Report

Required fields = *

This process is for Officials only. We log any activity on this page.

Your computer's IP address: 173.180.141.200

Lacrosse Commission: *

Division: - Select a Commission first - *

Official Calling the Penalty: *

Phone No. xxx-xxx-xxxx *

Email address: *

Second Official

Phone No. xxx-xxx-xxxx

Date of Game dd/mm/yyyy

Game Level and # Example: MDBS-002

Game Played at

Time of Game

Home Team

Home Team Coach

Visiting Team

Visiting Team Coach

Type of game (check one) League Playoff Exhibition Championship Tournament *

Type of penalty: (Major, Match, Game Misconduct, etc...)

Penalty assessed: (Official Abuse, Spearing, Fighting, etc...)

Player/Coach penalized: No

Team: Period of Penalty Time of Penalty

Describe circumstances in detail:

After you press the submit button this report will be emailed to the Commission selected above. A copy will also be sent to your email address.

Arbiter Referee Game Assigning System

Beginning in 2023 all minor box lacrosse referees will be assigned games through the Arbiter online allocation system. Arbiter is an online web and email-based system where referees can make themselves available for and accept game assignments.

Below are instructions on how to interact with and use Arbiter:

- Once you receive your “welcome email”, you will need to click on the link to sign in and be ready in Arbiter. You need to select VIMLC, if you are given options.
- Once you have logged in you will need to ensure you are set up correctly.

Step 1

Go to Main – make sure the “Ready to Assign” box is checked off.

Email:

The screenshot shows the ArbiterOne web interface. At the top right, it says "Dallas Lis Vancouver". The main navigation bar includes "MAIN", "SCHEDULE", "PAYMENTS", "BLOCKS", "LISTS", "MOBILE", "REPORTS", and "REFLOCKER". Below this, there is a "Your Association Logo" section with "Dallas Lister" and "Announcements". On the right side, there is a "Ready To Assign" checkbox which is checked and circled in red. Below the navigation bar, there are several circular icons, including one with a question mark.

The email that is in Arbiter is the one you signed in with at the referee’s clinic. If it needs to be changed go into your profile and make the appropriate changes. Every referee needs their own unique email address and must check it regularly.

Receiving Game Assignments:

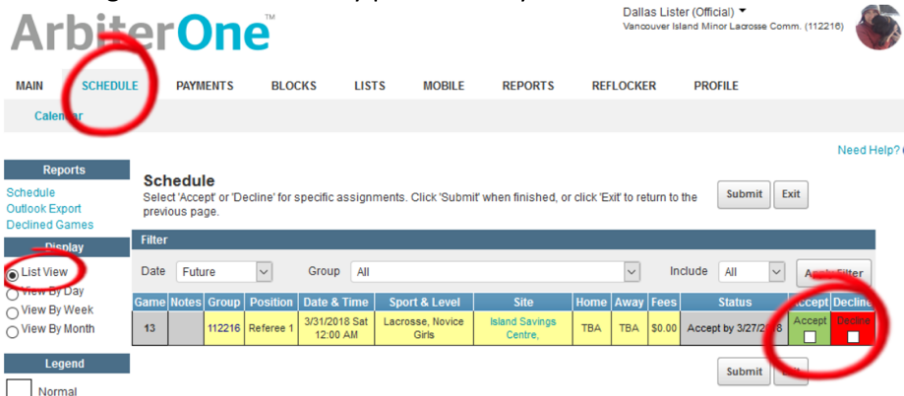
Games will come via email. This is what you will get:



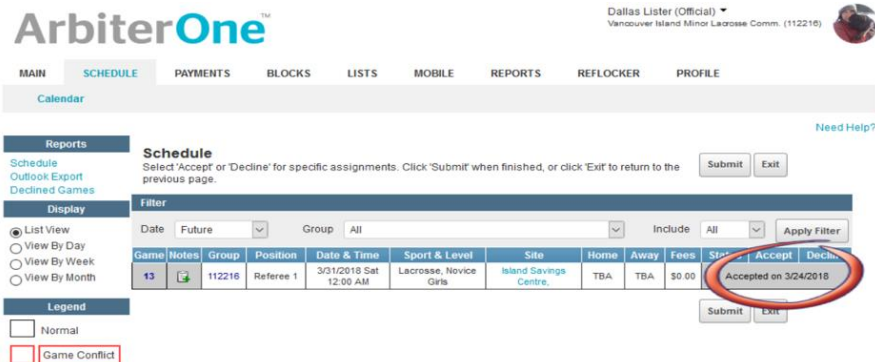
Sign into Arbitrator go to the "Schedule" tab. Make sure you have "List View" checked off on the left-hand side.

Here you will see the games that you have been assigned.

You MUST check off Accept or Decline, ASAP, as your Allocator is waiting to make sure the games are filled. You will only be given 3 days to do this, then the game is automatically pulled from you.



Once you have accepted the game, this is what your schedule will look like:



Setting up Blocks in Arbiter:

This is a VERY important step. The Allocators assign by availability, and it takes a lot of time. By knowing when you are not available can save them many many hours of assigning time.

Go into the "Blocks" tab. Select the proper group, Vancouver Minor Island is 112216. If you are doing major as well, you can place the block in both, or just one or the other.

Set the block dates and times as you need, click save.

ArbiterOne™ Dallas Lister (Official) Vancouver Island Minor Lacrosse Comm. (112216)

MAIN SCHEDULE PAYMENTS **BLOCKS** LISTS MOBILE REPORTS REFLOCKER PROFILE

Dates Travel Limits Summary

Need Help?

Groups

- BCL0A
- 110058
- 112216

ACTION

- View Schedule
- Block All Day
- Block Part Day
- Clear Blocks
- Add Notes

Reports

Calendar

Action - "Block Part Day"

Time Range

From: 8:00 AM To: 5:00 PM

Date Range

From: To: Apply

S M T W T F S

Month: Apr 2018

Legend

- Assigned Game
- Attached Game
- Pending Game
- Full Day Block
- Part Day Block
- Open Day

April 2018						
Sun	Mon	Tue	Wed	Thu	Fri	Sat
25	26	27	28	29	30	31
1	2	3	4	5	6	7
8	9	10	11	12	13	14
15	16	17	18	19	20	21
22	23	24	25	26	27	28
29	30	1	2	3	4	5

The Canadian Anti-Doping Program

CLA has adopted the Canadian Anti-Doping Program (CADP). As part of CLA, all members of ALA are subject to Canada's anti-doping rules, which are administered by the Canadian Centre for Ethics in Sport (CCES). The CADP consists of several components such as in- and out-of-competition testing, education, medical exemptions, and the consequences of doping violations, and is compliant with the World Anti-Doping Code and all international standards.

By adopting the CADP, CLA has joined a world-class anti-doping program that is designed to protect athletes' rights and ensure a level playing field. CLA's anti-doping policy reflects and supports the CADP.

The CCES recommends that athletes take the following actions to ensure they don't commit an inadvertent anti-doping rule violation:

- Check the Global DRO (www.globaldro.com) to determine if any prescription or over-the-counter medications or treatments that are banned by the WADA Prohibited List.
- As a domestic athlete competing in lacrosse, you are not required to have a TUE application approved prior to using a prohibited substance. Instead, you must go through a Medical Review following the event of a positive result from a doping control test.

For a Medical Review, you must maintain a medical file which includes the following information:

- documentation that confirms a medical diagnosis was made by a licensed physician prior to sample collection;
- a prescription signed by a licensed physician prior to sample collection consistent with the finding; and
- confirmation that you are being followed and monitored by a licensed physician and are following a treatment plan that is appropriate for the diagnosis.
- Four to six weeks following a doping control test you may be asked by the CCES, or your national sport organization, to submit a Medical Review application for your specific medication. At that time, you will be required to submit a complete Medical Review application form and the previously listed information within a specified time frame.

If at any time you are added to the CCES Registered Testing Pool (RTP), your International Federation's (IF) RTP, attend an international event or participate in one of the Canadian national championships identified here

by the CCES - www.cces.ca/en/medicalsportlist - it is your responsibility to ensure that you meet any additional TUE requirements imposed by the CCES or your IF. For more information regarding medical exemptions please visit www.cces.ca/en/medical or to review your medical exemption requirements use the CCES Medical Exemption Wizard www.cces.ca/mewizard

- Do not use supplements, or to take precautions prior to doing so. Supplement products cannot be verified by the CCES or in the Global DRO. A lack of industry and government regulation makes it impossible to confirm their ingredients. Read more: www.cces.ca/supplements
- Review the steps of the doping control sample collection procedures: <http://www.cces.ca/en/samplecollection>

For additional resources and more about anti-doping, please contact the CCES

- Email: info@cces.ca
- Call toll-free: 1-800-672-7775
- Online: www.cces.ca/athletezone

BC Minor Provincial and Lacrosse Canada National Championships

The 2023 BC minor provincials are being held as follows:

2023 Female Junior/U17/U15/U13 Provincial Championships

Dates: July 6-9, 2023 **Host:** Mission Minor Lacrosse

2023 U13 Provincial Championships

Dates: July 6-9, 2023 **Host:** Ridge Meadows Lacrosse

2023 U15 Provincial Championships

Dates: July 20-23, 2023 **Host:** Saanich & Victoria-Esquamalt Lacrosse

2023 U17 Provincial Championships

Dates: July 27-30, 2023 **Host:** Cowichan Valley Lacrosse

2023 Lacrosse Minor and Junior/Senior Nationals are as follows:

U13 Box Lacrosse	August 14-20, 2023	Regina, SK
U15 Men's Box Lacrosse	August 14-20, 2023	Regina, SK
U15 Women's Box Lacrosse	August 14-20, 2023	Regina, SK
U17 Men's Box Lacrosse	August 14-20, 2023	Regina, SK
U17 Women's Box Lacrosse	August 14-20, 2023	Regina, SK
Junior Women's Box Lacrosse	August 14-20, 2023	Regina, SK
The Macdonald Cup -- Western Canadian Jr B T2 Invitational*	Aug 9-13, 2023	Port Coquitlam, BC
The Founders' Cup (Junior B)	August 14-20, 2023	Port Coquitlam, BC
The Minto Cup (Junior A)	August 21-28, 2023	Edmonton, AB
The President's Cup (Senior B)	August 27 - September 2, 2023	Oakville, ON
The Mann Cup (Senior A)	September 8, 2023 -	BC

*The Macdonald Cup is not a Lacrosse Canada Event

BC Referees interested in applying for a provincial or national championship can fill out an online application form here:

<http://bit.ly/3HWIBUX>

Referee Selection Criteria for Provincial and National Championships

2023 BCLOG Provincial/Summer Games/Nationals Application: Officials (who meet the minimum qualification standards) may be nominated and or may apply for consideration to be selected for the BCLA Provincial Championships and Lacrosse Canada National Championships using the following online form found here:



<http://bit.ly/3HWIBUX>

The qualification standards/criteria that apply to ALL candidates are as follows:

- Minimum Level 2 with at least 4 years of officiating.
- Able to attend all the days of the event for which they are selected (including days for travel if necessary).
- For Nationals: Must be at least 19 years old. (As of Dec. 31, 2021)
- For officials traveling to a BCLA minor provincial championship, must be at least 18 at the time of the event.
- For a local BCLA minor provincial championship (no travel required), must be at least 16 (as of Dec. 31, 2021).

The qualification standards for Junior and Senior Provincials and Nationals are as follows:

Please be advised that admittance to Provincials/Summer Games or Nationals is by invitation only.

All applications/ nominations will be assessed by the BCLOTSG. There are limited opportunities for travel, and limited space within each tournament. Successful candidates will be notified in advance.

APPLICATION DEADLINE:

Monday May 15, 2023